

STR

Tank immersed suction strainers



Flow rates to 900 l/min

STR (Materials)

- 1 - Connection: Nylon
- 2 - Support tubes: Galvanised Steel
- 3 - Cap: Nylon
- 4 - Valve: Nylon - Steel

Filtration

- M60 - 60 micron
- M90 - 90 micron
- M250 - 250 micron

Bypass valves


- Opening pressure:
30 kPa \pm 10%

Temperature

- From -25 °C to +110 °C

Oil flow from exterior to interior.

STR with bypass



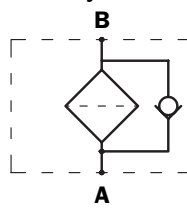
STR without bypass



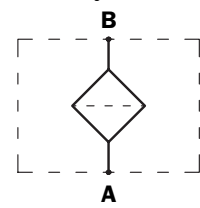
Compatibility

- To ISO 2943; valid for mineral oils (type HH-HM-HR-HV-HG to ISO 6743/4) and synthetic fluids (type HS-HFDR-HFDS-HFDU to ISO 6743/4).
- For aqueous emulsions (type HFAE-HFAS to ISO 6743/4) and other fluids different from those indicated, contact Engineering - Sales Department.

Style B

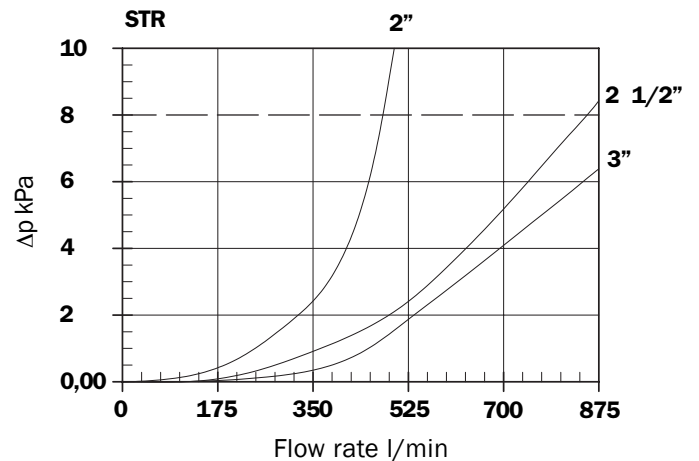
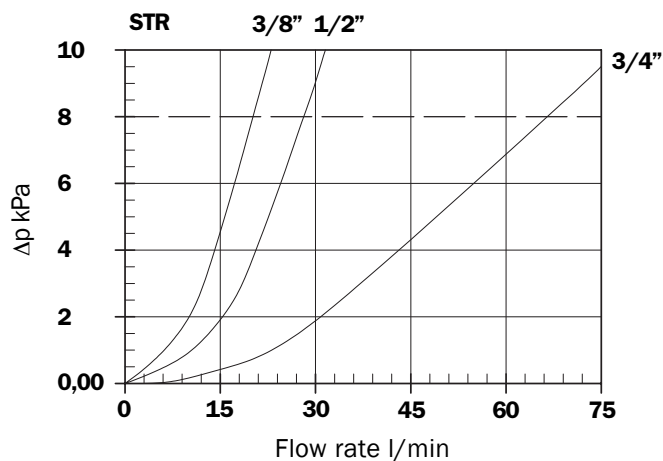
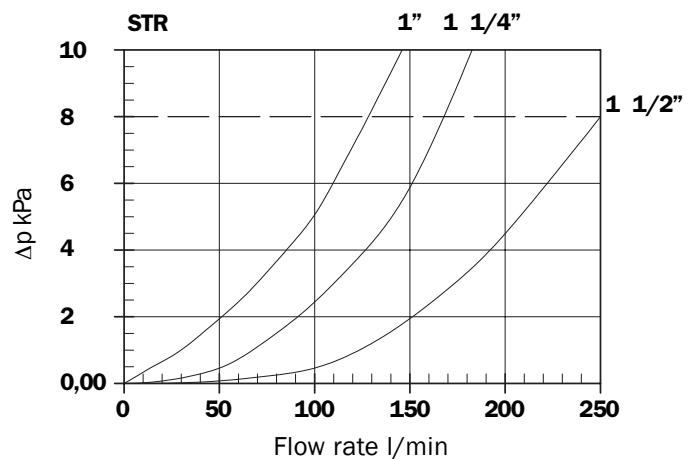


Style S

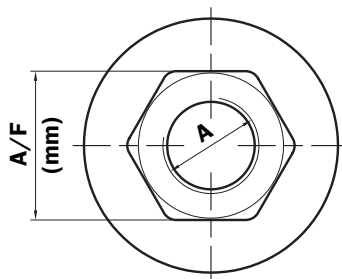
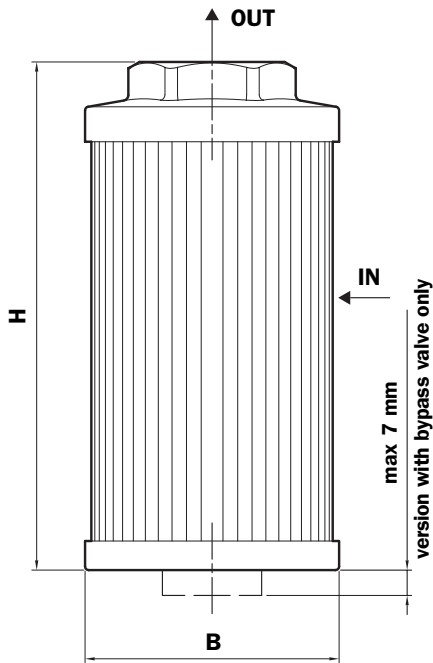


Filter body Δp pressure drop

The curves are plotted using mineral oil reference viscosity 30 mm²/s (cSt) to ISO 3968.



Dimensions



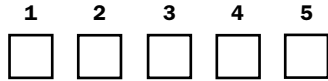
Size	A	B (mm)	H (mm)	A/F (mm)	Weight (kg)
045-1 G1	G 3/8"				0,15
045-1 G2	3/8" NPT	46	105		0,15
045-2 G1	G 1/2"				0,19
045-2 G2	1/2" NPT			30	0,19
050-1 G1	G 3/8"				0,11
050-1 G2	3/8" NPT	52	79		0,11
050-2 G1	G 1/2"				0,11
050-2 G2	1/2" NPT				0,11
065-1 G1	G 1/2"				0,19
065-1 G2	1/2" NPT		110		0,19
065-2 G1	G 3/4"				0,22
065-2 G2	3/4" NPT	65			0,22
065-3 G1	G 3/4"				0,24
065-3 G2	3/4" NPT		144		0,24
065-4 G1	G 1"				0,22
065-4 G2	1" NPT				0,22
070-1 G1	G 1/2"				0,18
070-1 G2	1/2" NPT		95	41	0,18
070-2 G1	G 3/4"				0,17
070-2 G2	3/4" NPT				0,17
070-3 G1	G 3/4"				0,23
070-3 G2	3/4" NPT	70			0,23
070-4 G1	G 1"				0,22
070-4 G2	1" NPT		141		0,22
070-6 G1	G 1/2"				0,24
070-6 G2	1/2" NPT				0,24
086-1 G1	G 1 1/2"				0,33
086-1 G2	1 1/2" NPT		143		0,33
086-2 G1	G 2"				0,30
086-2 G2	2" NPT				0,30
086-3 G1	G 1 1/2"				0,43
086-3 G2	1 1/2" NPT	86	201		0,43
086-4 G1	G 2"				0,40
086-4 G2	2" NPT				0,40
086-5 G1	G 1 1/2"				0,53
086-5 G2	1 1/2" NPT		261		0,53
086-6 G1	G 2"				0,50
086-6 G2	2" NPT				0,50
100-1 G1	G 1 1/4"		137	69	0,47
100-1 G2	1 1/4" NPT				0,47
100-2 G1	G 1 1/4"				0,58
100-2 G2	1 1/4" NPT				0,58
100-3 G1	G 1 1/2"				0,55
100-3 G2	1 1/2" NPT	99	227		0,55
100-4 G1	G 2"				0,51
100-4 G2	2" NPT				0,51
100-5 G1	G 1 1/2"		137		0,43
100-5 G2	1 1/2" NPT				0,43
140-1 G1	G 1 1/2"				0,70
140-1 G2	1 1/2" NPT		160		0,70
140-2 G1	G 2"				0,68
140-2 G2	2" NPT				0,68
140-3 G1	G 2"		262		0,94
140-3 G2	2" NPT	130			0,94
140-4 G1	G 2 1/2"				1,10
140-4 G2	2 1/2" NPT		272		1,10
140-5 G1	G 3"				1,0
140-5 G2	3" NPT			101	1,0
140-6 G1	G 3"				1,17
140-6 G2	3" NPT		330		1,17

Ordering information

Suction filter

STR

Example: STR 070-4 S G1 M90 P01



Box Qty	1 Part NO	Size
12	045-1	3/8"
12	045-2	1/2"
12	050-1	3/8"
12	050-2	1/2"
6	065-1	1/2"
6	065-2	3/4"
6	065-3	3/4"
6	065-4	1"
6	070-1	1/2"
6	070-2	3/4"
6	070-3	3/4"
6	070-4	1"
6	070-6	1/2"
6	086-1	1 1/2"
6	086-2	2"
6	086-3	1 1/2"
6	086-4	2"
6	086-5	1 1/2"
6	086-6	2"
6	100-1	1 1/4"
6	100-2	1 1/4"
6	100-3	1 1/2"
6	100-4	2"
6	100-5	1 1/2"
-	140-1	1 1/2"
-	140-2	2"
-	140-3	2"
-	140-4	2 1/2"
-	140-5	3"
-	140-6	3"

2 - Valve



Without

With bypass

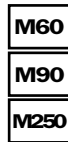
3 - Connection



BSP thread

NPT thread

4 - Filter element



Wire mesh

Wire mesh

Wire mesh

5 - Options



MP Filtri standard